

ELECTRIC DRUMS COURSE ONLINE

**BGC MUSIC STUDIOS
BOYS & GIRLS CLUBS OF LAREDO**

LESSON 1

Getting started with the drum pads

What you need

1. Alesis Drum Pad
2. Headphones
3. Drum Sticks



How many kits does the drum pad have?

What kit will we be using for this course?

How many pads are on your instrument?

How do you hold the drum sticks properly?

Lesson 2

Call & Response

In this lesson, I will be playing some beats on the drum pad and you have to play it back.

Make sure to follow the tempo and play the rhythm on time.

The drumstick should bounce once you hit the pad.


Remember to keep good posture and sit up straight.

Check out the video lesson to follow the rhythms!

Lesson 3

How to read drum notation

Drum Set



snare (left)
snare (right)
bass drum

This notation shows a 4/4 measure. The top staff has two notes: a quarter note on the second line (labeled 'snare (left)') and a quarter note on the first space (labeled 'snare (right)'). The bottom staff has two notes: a quarter note on the first line (labeled 'bass drum') and a quarter note on the first space. The measure is divided into four equal parts by vertical lines.



This notation shows a 4/4 measure. The top staff has two notes: a quarter note on the second line (labeled 'snare (left)') and a quarter note on the first space (labeled 'snare (right)'). The bottom staff has two notes: a quarter note on the first line (labeled 'bass drum') and a quarter note on the first space. The measure is divided into four equal parts by vertical lines.









Drum Set



This notation shows a 4/4 measure. The top staff has two notes: a quarter note on the second line (labeled 'snare (left)') and a quarter note on the first space (labeled 'snare (right)'). The bottom staff has two notes: a quarter note on the first line (labeled 'bass drum') and a quarter note on the first space. The measure is divided into four equal parts by vertical lines.

Lesson 4

Rhythms

	Note	Rest
WHOLE NOTE		
HALF NOTE		
QUARTER NOTE		
EIGHTH NOTE		

Ex. 1



Ex. 2



How many beats are in a 4/4 measure?

How many whole notes fit in one 4/4 measure?

How many half notes fit in one 4/4 measure?

How many quarter notes fit in one 4/4 measure?

How many eighth notes fit in one 4/4 measure?

How many beats is a quarter note?


How many beats is a whole note?

How many beats is a half note?

How many beats is an eighth note? _____

Lesson 5

The Single Stroke Roll



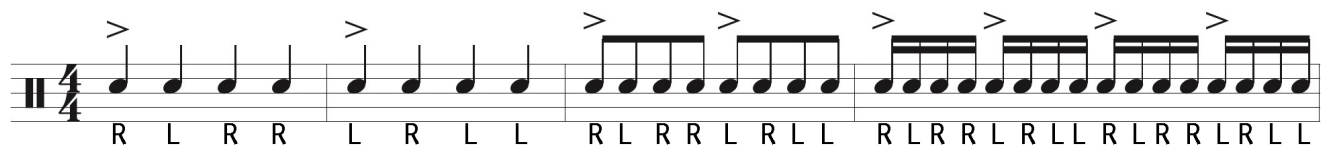
Lesson 6

The Multiple Bounce Roll



Lesson 7

The Single Paradiddle



Lesson 8

Play That Funky Music

Wild Cherry

Drum Set

9

D. S.

17

D. S.

25

D. S.

29

D. S.

37

D. S.

41

D. S.

49

D. S.

R R R R L L

Lesson 9

Score

Superstition

Stevie Wonder

Drum Set

$\text{♩} = 105$

4

9

D. S.

17

D. S.

25

D. S.

R R R R L L L L R L R L R L R L R

29

D. S.

GO TO MEASURE

33

D. S.

Lesson 10

Pick any of the two songs we learned and record yourself playing along to the song. You can also try it with other songs if you'd like. You can search "drumless tracks" on youtube. You can record yourself with your phone, tablet, ipad, etc. Make sure to share it with us!

Congratulations! You have finished the drum course!